

60063-50_PrimerOne Platinum ChlorTeb ETQ_20170811_34_60063_.pdf

**PrimerOne**[®]

Platinum ChlorTeb ETQ

For control of listed diseases on golf course turf.

PEEL BACK BOOK HERE ▲

ACTIVE INGREDIENT:

Chlorothalonil.....	30.51%
Tebuconazole.....	8.47%

OTHER INGREDIENTS:	61.02%
---------------------------------	--------

TOTAL:	100.00%
---------------------	---------

Contains 3.0 pounds chlorothalonil per gallon.

Contains 0.84 pounds tebuconazole per gallon.

FIRST AID

IF INHALED:	<ul style="list-style-type: none">• Move person to fresh air.• If person is not breathing, call 911 or an ambulance, then give artificial respiration, preferably mouth-to-mouth, if possible.• Call a poison control center or doctor for further treatment advice.
IF ON SKIN OR CLOTHING:	<ul style="list-style-type: none">• Take off contaminated clothing.• Rinse skin immediately with plenty of water for 15-20 minutes.• Call a poison control center or doctor for treatment advice.
IF IN EYES:	<ul style="list-style-type: none">• Hold eye open and rinse slowly and gently with water for 15-20 minutes.• Remove contact lenses, if present, after the first 5 minutes, then continue rinsing eye.• Call a poison control center or doctor for treatment advice.
IF SWALLOWED:	<ul style="list-style-type: none">• Call a poison control center or doctor immediately for treatment advice.• Have person sip a glass of water if able to swallow.• Do not induce vomiting unless told to do so by the poison control center or doctor.• Do not give anything by mouth to an unconscious person.

Have the product container or label with you when calling a poison control center or doctor, or going for treatment.

Emergency phone numbers	(800) 858-7378 NPIC (human and animal health) (800) 424-9300 CHEMTREC (transportation and spills)
--------------------------------	--

NOTES TO PHYSICIAN: Probable mucosal damage may contraindicate the use of gastric lavage. Persons having a temporary allergic reaction respond to treatment with antihistamines or steroid creams and/or systemic steroids.

EPA Reg. No. 60063-50

EPA Est. No. 070815-GA-001 (Lot No. begins with CB)
86555-MO-001 (Lot No. begins with AF)
070989-AR-001 (Lot No. begins with OS)
60063-GA-001 (Lot No. begins with VL)

KEEP OUT OF REACH OF CHILDREN CAUTION

SEE INSIDE LEAFLET FOR ADDITIONAL PRECAUTIONARY STATEMENTS

MANUFACTURED FOR: Sipcam Agro USA, Inc.
2525 Meridian Parkway, Suite 350, Durham, NC 27713

9501990-000-EPA 061113 (02/14)

NET CONTENTS: 2.5 Gallons (9.5 Liters)

PF 63273-2

**PRECAUTIONARY STATEMENTS
HAZARDS TO HUMANS AND DOMESTIC ANIMALS
CAUTION**

Harmful if inhaled. Avoid breathing spray mist. Remove and wash contaminated clothing before reuse.

Personal Protective Equipment (PPE):

Some materials that are chemical-resistant to this product are made of any waterproof material. If you want more options, follow the instructions for Category A on an EPA chemical resistance category selection chart.

Mixers, loaders, applicators and all other handlers must wear:

- Long-sleeved shirt and long pants;
- Shoes plus socks;
- Chemical-resistant gloves made of waterproof material, such as barrier laminate, butyl rubber, nitrile rubber, neoprene rubber, polyethylene, polyvinyl chloride, or viton; if you want more options, follow the instructions for category A on an EPA chemical-resistance category selection chart;

Follow manufacturer's instructions for cleaning/maintaining PPE. If no such instructions for washables exist, use detergent and hot water. Keep and wash PPE separately from other laundry. Discard clothing and other absorbent materials that have been drenched or heavily contaminated with this product's concentrate. DO NOT reuse them.

Engineering Controls:

When handlers use closed systems, enclosed cabs, or aircraft in a manner that meets the requirements listed in the Worker Protection Standard (WPS) for agricultural pesticides [40 CFR 170.240(d)(4-6)], the handler PPE requirements may be reduced or modified as specified in the WPS.

Users should:

- Wash hands before eating, drinking, chewing gum, using tobacco or using the toilet.
- Remove PPE immediately after handling this product. Wash the outside of gloves before removing. As soon as possible, wash thoroughly and change into clean clothing.
- Remove clothing immediately if pesticide gets inside. Then wash thoroughly and put on clean clothing.

Environmental Hazards

This product is toxic to mammals, fish and aquatic invertebrates. Do not apply directly to water, or to areas where surface water is present or to intertidal areas below the mean high-water mark. Runoff may be hazardous to aquatic organisms in neighboring areas. Do not contaminate water when disposing of equipment washwater or rinseate.

Groundwater Advisory: Chlorothalonil and tebuconazole are known to leach through soil into ground under certain conditions as a result of label use. Use of these chemicals in areas where soils are permeable, particularly where the water table is shallow, may result in groundwater contamination.

Surface Water Advisory:

Chlorothalonil can contaminate surface water through spray drift. Do not apply when weather conditions favor drift from treated areas. Under some conditions, it may also have a high potential for runoff into surface water for several days to weeks after application. These include poorly draining or wet soils with readily visible slopes toward adjacent surface waters, frequently flooded areas, areas overlaying extremely shallow ground water, areas with in-field canals or ditches that drain to surface water, areas not separated from adjacent surface waters with vegetated filter strips, and areas over-laying tile drainage systems that drain to surface water.

Tebuconazole may contaminate water through drift of spray in wind. This product has a high potential for runoff for several months or more after application. Poorly draining soils and soils with shallow water tables are more prone to runoff that contains this product. A level, well maintained vegetative buffer strip between areas to which this product is applied and surface water features such as ponds, streams, and springs will reduce the potential for contamination of water from rainfall-runoff. Runoff of this product will be reduced by avoiding applications when rainfall is forecasted within 48 hours.

DIRECTIONS FOR USE

It is a violation of Federal law to use this product in a manner inconsistent with its labeling.

Do not apply this product in a way that will contact workers or other persons, or pets, either directly or through drift. Only protected handlers may be in the area during applications. For any requirements specific to your State or Tribe, consult the Agency responsible for pesticide regulation.

AGRICULTURAL USE REQUIREMENTS

Use this product only in accordance with its labeling and with the Worker Protection Standard, 40 CFR part 170. This Standard contains requirements for the protection of agricultural workers on farms, forests, nurseries, and greenhouses, and handlers of agricultural pesticides. It contains requirements for training, decontamination, notification, and emergency assistance. It also contains specific instructions and exceptions pertaining to the statements on this label about personal protective equipment (PPE), and restricted-entry interval. The requirements in this box only apply to uses of this product that are covered by the Worker Protection Standard.

Do not enter or allow worker entry into treated areas during the restricted entry interval of 12 hours.

PPE required for early entry into treated areas that is permitted under the Worker Protection Standard and that involves contact with anything that has been treated such as plants, soil, or water, is:

- Coveralls
- Chemical-resistant gloves, such as barrier laminate or butyl rubber or nitrile rubber or neoprene rubber or polyvinyl chloride or viton
- Shoes plus socks

NON-AGRICULTURAL USE REQUIREMENTS

The requirements in this box only apply to uses of this product that are NOT within the scope of the Worker Protection Standard for agricultural pesticides (40 CFR part 170). The WPS applies when this product is used to produce agricultural plants on farms, forests, nurseries, or greenhouses.

Turf Uses: Keep children and pets out of treated areas until sprays have dried.

Genera

Do not us
or next to

This prod
there is a

Do not us

Spray D

Avoiding
tial for sp
ments mi

1. The di

2. Nozzle

Where st

Informat

The most
coverage
(see Winc

Controlli

- Volume
- Pressur
- rates ar
- Numb
- Nozzle
- ed prac
- Nozzle
- low-dri

Boom Le

For some

Applicat

Applicati
cations a

Swath At

When ap
compens
wind, sm

Wind

Drift pote
speed. Ap
applicato

Tempera

When m
when cor

Tempera

Applicati
suspende
Temperat
begin to
be identi
low wind

Spray Vo

the most
coverage

Compati

water in :
in the sec
label rate
the soluti
precipita
bility age

Mixing:

Before co

General Precautions and Restrictions

Do not use on home lawns and turf sites associated with apartment buildings, daycare centers, playgrounds, recreational park athletic fields, athletic fields located on or next to schools (ie, elementary, middle and high schools), campgrounds, churches, and theme parks.

This product must not be applied within 150 feet (for aerial and air-blast applications), or 25 feet (for ground applications) of marine/estuarine water bodies unless there is an untreated buffer area of that width between the area to be treated and the water body.

Do not use in greenhouses or other enclosed areas.

Spray Drift Management

Avoiding spray drift at the application site is the responsibility of the applicator. The interaction of many equipment-and-weather-related factors determine the potential for spray drift. The applicator and the grower are responsible for considering all these factors when making decisions. The following drift management requirements must be followed to avoid off-target drift movement from aerial applications to agricultural field crops.

- 1. The distance of the outer most nozzles on the boom must not exceed 3/4 the length of the wingspan or rotor.
- 2. Nozzles must always point backward parallel with the air stream and never be pointed downwards more than 45 degrees.

Where states have more stringent regulations, they should be observed.

Information On Droplet Size

The most effective way to reduce drift potential is to apply large droplets. The best drift management strategy is to apply the largest droplets that provide sufficient coverage and control. Applying larger droplets reduces drift potential but will not prevent drift if applications are made improperly, or under unfavorable conditions (see Wind, Temperature).

Controlling Droplet Size

- Volume - Use high flow rate nozzles to apply the highest practical spray volume. Nozzles with higher rated flows produce larger droplets.
- Pressure - Do not exceed the nozzle manufacturer's recommended pressures. For many nozzle types lower pressure produces larger droplets. When higher flow rates are needed, use higher flow rate nozzles instead of increasing pressure.
- Number of nozzles - Use the minimum number of nozzles that provide uniform coverage.
- Nozzle orientation - Orienting nozzles so that the spray is released parallel to the airstream produces larger droplets than other orientations and is the recommended practice. Significant deflection from horizontal will reduce droplet size and increase drift potential.
- Nozzle type - Use a nozzle type that is designed for the intended application. With most nozzle types, narrower spray angles produce larger droplets. Consider using low-drift nozzles. Solid stream nozzles oriented straight back produce the largest droplets and the lowest drift potential.

Boom Length

For some use patterns, reducing the effective boom length to less than 3/4 of the wingspan or rotor length may further reduce drift without reducing swath width.

Application Height

Applications should not be made at a height greater than 10 feet above the top of the largest plants unless a greater height is required for aircraft safety. Making applications at the lowest height that is safe reduces exposure of droplets to evaporation and wind.

Swath Adjustment

When applications are made with a crosswind, the swath will be displaced downwind. Therefore, on the up and downwind edges of the field, the applicator must compensate for this displacement by adjusting the path of the aircraft upwind. Swath adjustment distance should increase with increasing drift potential (higher wind, small drops, etc.).

Wind

Drift potential is lowest between wind speeds of 2-10 mph. However, many factors, including droplet size and equipment type determine drift potential at any given speed. Application should be avoided below 2 mph due to variable wind direction and high inversion potential. NOTE: Local terrain can influence wind patterns. Every applicator should be familiar with local wind patterns and how they affect spray drift.

Temperature And Humidity

When making applications in low relative humidity, set up equipment to produce larger droplets to compensate for evaporation. Droplet evaporation is most severe when conditions are both hot and dry.

Temperature Inversions

Applications should not occur during a temperature inversion because drift potential is high. Temperature inversions restrict vertical air mixing, which causes small suspended droplets to remain in a concentrated cloud. This cloud can move in unpredictable directions due to the light variable winds common during inversions. Temperature inversions are characterized by increasing temperatures with altitude and are common on nights with limited cloud cover and light to no wind. They begin to form as the sun sets and often continue into the morning. Their presence can be indicated by ground fog; however, if fog is not present, inversions can also be identified by the movement of smoke from a ground source or an aircraft smoke generator. Smoke that layers and moves laterally in a concentrated cloud (under low wind conditions) indicates an inversion, while smoke that moves upward and rapidly dissipates indicates good vertical air mixing.

Spray Volume: For best results PrimeraOne Platinum ChlorTeb ETQ may be applied in 66-132 gallons of water per acre for turf using ground based equipment. For the most effective results, equipment calibration should be checked regularly. When using lower spray volumes, be sure to maintain uniform application and full crop coverage so as to ensure effective control. Increase spray volume to ensure proper application, if required.

Compatibility Test for Mix Components: Before mixing components, always perform a compatibility jar test. For 66 gallons per acre spray volume, use 5 cups of water in a clear, clean mixing jar. For other spray volumes adjust accordingly. Only use water from the intended source at the source temperature. Add components in the sequence indicated below in Mixing Order using 3 teaspoons for each pound of dry product or 1½ teaspoon for each pint of liquid product of recommended label rate per acre. Always cap the jar and invert 10 cycles between component additions. When the components have all been added to the jar and fully mixed, let the solution stand for 15 minutes. Evaluate the solution for uniformity and stability. The spray solution should not have free oil on the surface, nor fine particles that precipitate to the bottom, nor thick (clabbered) texture. If the spray solution is not compatible, repeat the compatibility test with the addition of a suitable compatibility agent and use the compatibility agent as directed on its label.

Mixing: Continuous agitation is required during mixing. When mixing this product and water, use the specified application rates as listed for each crop on this label. Before combining any other substances with the mixture, ensure that the PrimeraOne Platinum ChlorTeb ETQ is completely dispersed in the mixture.

Recomm

- 1. Water.
- 2. Agitati
- 3. Induct
- 4. Produ
- the pr
- 5. Water
- 6. Water-
- 7. Emulsi
- 8. Water
- 9. Remai

Fungicid

PrimeraO
ingredier
known cr
trol for ta
developn
of Primer

Disease

Turf Use

For use o
Not for hi
Not for u:
Do not us
Do not ex
Do not a
per year

General I

For use c
Zoyisia) or

Note: Ber
mancy br

PrimeraO
disease d
treating c

Apply the
lons per 1
to small a

Dependir
mowing :

Golf Co

For all is

Dollar S
(Sclerc
Copper
(Gloe
Powder
(Erysip
Corticu
(Laetis
Rusts
(Pucc

Brown F
(Rhizo
Brown F
(R. circ

Anthrac
(Collet
Red Thr
(Laetis
Pink Pat
(Limor

Recommended Mixing Procedure:

1. Water. Add three-quarters of the required volume to a thoroughly clean sprayer tank.
2. Agitation. Start agitation and maintain constant agitation throughout mixing and application.
3. Inductor. If an inductor is used, rinse it thoroughly after each component has been added.
4. Products in PVA Bags. Place any product contained in water soluble PVA bags into the mixing tank. Wait until all water soluble PVA bags have fully dissolved and the product is evenly mixed in the spray tank before continuing.
5. Water Dispersible Products. Including dry flowables (DF), wettable powders (WP), suspension concentrates (SC) or suspo-emulsions (SE).
6. Water-soluble products.
7. Emulsifiable concentrates (such as oil concentrates when applicable).
8. Water soluble additives (such as AMS or UAN when applicable).
9. Remaining quantity of water.

Fungicide Resistance Management

PrimeraOne Platinum ChlorTeb ETQ is effective for strategic use in programs that attempt to minimize disease resistance to fungicides. It combines the two active ingredients, tebuconazole and chlorothalonil. Tebuconazole is a member of the DMI (Demethylation Inhibitor) fungicide group (FRAC grouping 3) and exhibits no known cross-resistance to products with the same mode of action when used repeatedly in the same location or in successive years as the primary method of control for targeted diseases. The chlorothalonil in PrimeraOne Platinum ChlorTeb ETQ is a multi-site mode of action fungicide and may be used to delay or prevent the development of resistance to single-site fungicides. Consult with your federal or state Cooperative Extension Service representatives for guidance on the proper use of PrimeraOne Platinum ChlorTeb ETQ in programs which seek to minimize the occurrence of disease resistance to other fungicides.

Disease Control in Golf Course Turf

Turf Use Restrictions and Precautions

For use on golf course turf only.
Not for homeowner use.
Not for use on turf being grown for sale or commercial use as sod.
Do not use clippings for animal feed.
Do not exceed 15.4 fl. oz. of PrimeraOne Platinum ChlorTeb ETQ per 1,000 sq ft per year.
Do not apply this product at more than the lower listed rate of 2.57 fl. oz. per 1,000 sq. ft. in the State of New York. Do not apply more than 3 applications per year in New York State.

General Information

For use on all Golf turf applications of cool season and warm season grasses (such as Bentgrasses, Bluegrasses, Fescues, Ryegrasses, St. Augustine grasses, and Zoysia) or their mixtures. PrimeraOne Platinum ChlorTeb ETQ is not phytotoxic to any of the above mentioned grasses when used in accordance with the label.

Note: Bermudagrass can be sensitive to PrimeraOne Platinum ChlorTeb ETQ under certain conditions. Do not apply consecutive applications during or just after dormancy break. Avoid applications when temperatures are expected to exceed 85 degrees F.

PrimeraOne Platinum ChlorTeb ETQ can be used for the prevention and control of the diseases mentioned in table below. Begin applications when conditions favor disease development and repeat applications as long as these conditions persist. Preventative treatments can be applied using 28 day intervals as indicated. When treating golf greens, always treat aprons and approaches. Spray uniformly over the area to be treated with properly calibrated equipment.

Apply the specified amount of PrimeraOne Platinum ChlorTeb ETQ in sufficient water for thorough coverage. A volume of 66 – 132 gallons per acre (1.5 – 3.0 gallons per 1,000 sq ft) is recommended. Apply using properly calibrated low volume, hand held, mechanical or motorized ground broadcast equipment. Application to small areas may be made with low-pressure handwand or backpack equipment. Maintain constant agitation during application.

Depending on the disease, PrimeraOne Platinum ChlorTeb ETQ should be watered into the crown and active root zone for best results. Make all applications after mowing and allow foliage to dry thoroughly before irrigation. For best results use spray mixture the same day it is prepared.

Golf Course Turf Disease Control

For all listed diseases, apply 2.57 - 4.71 fl. oz. of this product per 1,000 sq ft in 1.5 - 3.0 gallons water. Make no more than 5 applications per year.

DISEASE	APPLICATION DIRECTIONS
Dollar Spot (<i>Sclerotinia homoeocarpa</i>) Copper Spot (<i>Gloeocercospora sorghi</i>) Powdery Mildew (<i>Erysiphe graminis</i>) Corticium Red Thread (<i>Laetisaria fuciformis</i>) Rusts (<i>Puccinia</i> spp.)	For prevention, begin applications when conditions are favorable for disease development. Do not make two consecutive applications of PrimeraOne Platinum ChlorTeb ETQ. Alternate with another fungicide with a different mode of action. A second application may be made after 28 days.
Brown Patch/Rhizoctonia Blight, Large Patch (<i>Rhizoctonia solani</i>) Brown Ring Patch (<i>R. circinata</i>)	
Anthraxnose -Basal and Foliar (<i>Colletotrichum cereale</i>) Red Thread (<i>Laetisaria fuciformis</i>) Pink Patch (<i>Limonomyces rosipellis</i>)	

(continued)

DISEASE	APPLICATION DIRECTIONS
Bermudagrass decline (<i>Gaeumannomyces graminis</i> var. <i>graminis</i>)	Immediately after fungicide is applied, irrigate the area with sufficient water to move the active ingredient down into the crown and root zone of the turf. The amount of water is dependent on the depth of the root zone. For prevention, begin applications two or four weeks prior to the historical appearance of disease symptoms. Initiate cultural control practices at the same time the fungicide is applied. Refer to your local County Extension Service for this information. Apply subsequent applications at 28 day intervals.
Take All Patch (<i>Gaeumannomyces graminis</i>)	For prevention, apply in the fall when soil temperature reaches 55-65° F and again in the spring under similar soil temperature conditions. Applications in both fall and spring may be necessary. Immediately after fungicide is applied, irrigate the area with sufficient water to move the active ingredient down into the crown and active root zone of the turf. The amount of water is dependent on the depth of the root zone.
Gray Leaf Spot (<i>Pyricularia grisea</i>)	Apply when conditions are favorable for disease development at 28 day intervals. Under conditions favoring moderate to heavy disease pressure, PrimeraOne Platinum ChlorTeb ETQ can be tank mixed with a registered contact fungicide at the label rate.
Stipe Smut (<i>Ustilago striiformis</i>)	Make a single application to historical disease areas in spring as grass growth begins.
Spring Dead Spot (<i>Leptosphaeria korrea</i> , <i>L. narmari</i> , <i>Ophiosphaerella herpotricha</i> , <i>Gaeumannomyces graminis</i>) Necrotic Ring Spot (<i>Leptosphaeria korrea</i>)	For prevention, apply in fall when soil temperature reach 65° F and again in spring under similar soil temp conditions or after dormancy break. Immediately after fungicide is applied, irrigate the area with sufficient water to move the active ingredient down into the crown and active root zone of the turf. The amount of water is dependent on the depth of the root zone.
Fusarium Patch (<i>Fusarium roseum</i>)	Apply first application in mid-June or 28 days prior to time this blight normally becomes evident. Make applications at no less than 28 day intervals.
Summer Patch (<i>Magnaporthe poae</i>)	Apply beginning in the spring. Do not make two consecutive applications of PrimeraOne Platinum ChlorTeb ETQ. Alternate with another fungicide with a different mode of action. Second and third applications may be made at 28 day intervals. See local university recommendations for suggested timing. Immediately after fungicide is applied, irrigate the area with sufficient water to move the active ingredient down into the crown and active root zone of the turf. The amount of water is dependent on the depth of the root zone.
Zoysia Patch, Large Patch of zoysia (<i>Rhizoctonia solani</i>)	Make first application in early fall (mid-September to mid-October) prior to development of disease symptoms. A second application in early spring may be necessary in areas where disease pressure is known to be heavy.
Gray Snow Mold/Typhula Blight (<i>Typhula incarnate</i>) Pink Snow Mold/Microdochium Patch (<i>Microdochium nivale</i>)	Apply in the fall, before anticipated turf dormancy and before first snow cover. If turf breaks dormancy during winter months a second application may be made. Do not apply over snow cover, or when turf is dormant

Pump Style Sprayers

1. Add the appropriate amounts of concentrate and water to the sprayer tank.
2. Close the sprayer, shake well and pressurize.
3. Adjust nozzle to a coarse spray pattern and apply.
4. Occasionally re-pressurize the sprayer if needed to maintain a good spray pattern.

STORAGE AND DISPOSAL

Do not contaminate water, food or feed by storage or disposal.

Pesticide Storage: Store in a cool, dry place and in such a manner as to prevent cross-contamination with other pesticides, fertilizers, food and feed. Store in original container and out of the reach of children, preferably in a locked storage area.

Handle and open container in a manner as to prevent spillage. If container is leaking, invert to prevent leakage. If the container is leaking or material is applied for any reason or cause, carefully dam up spilled material to prevent runoff. Refer to Precautionary Statements on label for hazards associated with the handling of this material. Do not walk through spilled material. Absorb spilled material with absorbing type compounds and dispose of as directed for pesticides below. In spill or leak incidents, keep unauthorized people away. You may contact CHEMTREC for decontamination procedures or any other assistance that may be necessary. The number is 1-800-424-9300.

Pesticide Disposal: Pesticide spray mixture or rinsate that cannot be used or chemically reprocessed should be disposed of in a landfill approved for pesticides. Improper disposal of excess pesticide spray mixture of rinsate is a violation of Federal law. If these wastes cannot be disposed of by the use according to label instructions, contact your State Pesticide or Environmental Control Agency or the Hazardous Waste representative at the nearest EPA Regional Office for guidance.

Container Disposal: Non refillable container. Do not use or refill this container. Triple rinse or pressure rinse container (or equivalent) promptly after emptying.

Triple rinse as follows: Empty the remaining contents into application equipment or a mix tank and drain for 10 seconds after the flow begins to drip. Fill the container ¼ full with water and recap. Shake for 10 seconds. Pour rinsate into application equipment or a mix tank for later use or disposal. Drain for 10 seconds after flow begins to drip. Repeat this procedure two more times.

Pressure rinse as follows: Empty the remaining contents into application equipment or a mix tank and drain for 10 seconds after the flow begins to drip. Hold container upside down over application equipment or mix tank and collect the rinsate for later use or disposal. Insert pressure rinsing nozzle in the side of the container, and rinse at about 40 psi for at least 30 seconds. Drain for 10 seconds after the flow begins to drip.

Offer for recycling, if available. If not recycled, then puncture and dispose of in a sanitary landfill or incineration, or, if allowed by State and local authorities, by burning. If burned, stay out of smoke.

The Director
this product.
use of the pr
with applical

SIPCAM AGR
for Use, subje

SIPCAM AGR
THE EXTENT
DAMAGES RE

SIPCAM AGF
varied only b

it down
ne.
: symp-
County

ler sim-
ly after
nto the
zone.

s favor-
h a reg-

oil temp
fficient
ount of

t. Make

hlorTeb
may be
ter fun-
: crown

ptoms.
eavy.

rmancy
turf is

Store in

applied
ndling
below.
be nec-

sticides.
to label
idance.

tying.
he con-
ds after

p. Hold
e of the

ities, by

CONDITIONS OF SALE AND LIMITED WARRANTY:

The Directions for Use are believed to be reliable and must be followed carefully. However, it is impossible to eliminate all risks inherently associated with the use of this product. Crop injury, ineffectiveness or other unintended consequences may result because of such factors as weather conditions, presence of other materials or use of the product in a manner inconsistent with its labeling, all of which are beyond the control of SIPCAM AGRO USA, INC. or the SELLER. To the extent consistent with applicable law, all such risks shall be assumed by the buyer.

SIPCAM AGRO USA, INC. warrants that this product conforms to the chemical description on the label and is reasonably fit for the purposes referred to in the Directions for Use, subject to the inherent risks referred to above.

SIPCAM AGRO USA, INC. MAKES NO OTHER EXPRESS OR IMPLIED WARRANTY OF FITNESS OR MERCHANTABILITY OR ANY OTHER EXPRESS OR IMPLIED WARRANTY. TO THE EXTENT CONSISTENT WITH APPLICABLE LAW, SIPCAM AGRO USA, INC. AND THE SELLER DISCLAIM ANY LIABILITY FOR CONSEQUENTIAL, SPECIAL OR INDIRECT DAMAGES RESULTING FROM THE USE OR HANDLING OF THIS PRODUCT.

SIPCAM AGRO USA, INC. and the SELLER offer this product, and the Buyer and User accept it, subject to the foregoing Conditions of Sale and Warranty which may be varied only by agreement in writing signed by a duly authorized representative of SIPCAM AGRO USA, INC..



ACTIVE INGI
Chlorothalo
Tebuconazc
OTHER INGR

Contains 3.0
Contains 0.84

IF INHALED

IF ON SKIN

IF IN EYES:

IF SWALLOWED

Have the pro
Emergency

NOTES TO F
antihistamin

EPA Reg. No.

SEE INSIDE

9501990

JOB 740

ne use of
terials or
nsistent

irections

ANTY, TO
NDIRECT

n may be

**PrimeraOne**[®]

Platinum ChlorTEB ETQ

For control of listed diseases on golf course turf.

ACTIVE INGREDIENT:

Chlorothalonil.....	30.51%
Tebuconazole.....	8.47%

OTHER INGREDIENTS:

TOTAL:	100.00%
---------------------	---------

Contains 3.0 pounds chlorothalonil per gallon.

Contains 0.84 pounds tebuconazole per gallon.

FIRST AID

IF INHALED:	<ul style="list-style-type: none">• Move person to fresh air.• If person is not breathing, call 911 or an ambulance, then give artificial respiration, preferably mouth-to-mouth, if possible.• Call a poison control center or doctor for further treatment advice.
IF ON SKIN OR CLOTHING:	<ul style="list-style-type: none">• Take off contaminated clothing.• Rinse skin immediately with plenty of water for 15-20 minutes.• Call a poison control center or doctor for treatment advice.
IF IN EYES:	<ul style="list-style-type: none">• Hold eye open and rinse slowly and gently with water for 15-20 minutes.• Remove contact lenses, if present, after the first 5 minutes, then continue rinsing eye.• Call a poison control center or doctor for treatment advice.
IF SWALLOWED:	<ul style="list-style-type: none">• Call a poison control center or doctor immediately for treatment advice.• Have person sip a glass of water if able to swallow.• Do not induce vomiting unless told to do so by the poison control center or doctor.• Do not give anything by mouth to an unconscious person.

Have the product container or label with you when calling a poison control center or doctor, or going for treatment.

Emergency phone numbers	(800) 858-7378 NPIC (human and animal health) (800) 424-9300 CHEMTREC (transportation and spills)
--------------------------------	--

NOTES TO PHYSICIAN: Probable mucosal damage may contraindicate the use of gastric lavage. Persons having a temporary allergic reaction respond to treatment with antihistamines or steroid creams and/or systemic steroids.

EPA Reg. No. 60063-50

EPA Est. No. 070815-GA-001 (Lot No. begins with CB)
86555-MO-001 (Lot No. begins with AF)
070989-AR-001 (Lot No. begins with OS)
60063-GA-001 (Lot No. begins with VL)

KEEP OUT OF REACH OF CHILDREN CAUTION

SEE INSIDE LEAFLET FOR ADDITIONAL PRECAUTIONARY STATEMENTS

MANUFACTURED FOR: Sipcam Agro USA, Inc.
2525 Meridian Parkway, Suite 350, Durham, NC 27713

9501990-000-EPA 061113 (02/14)

NET CONTENTS: 2.5 Gallons (9.5 Liters)

PROOF

THIS PROOF IS TO BE CHECKED FOR ACCURACY

Please review and approve **Text, Spelling, Copy Placement, Size, Shape, Colors and Deline.**

Authorized signature accepts responsibility for accuracy of all copy, color break and artwork. Cimarron Label is not liable for any discrepancies subsequently identified.

PLEASE NOTE: Due to color variance between printers/monitors, the colors represented by this proof cannot be deemed accurate. Please refer to a color matching system such as the Pantone Matching System for a truer representation of spot colors.







THIS PROOF IS NOT ACCURATE FOR COLOR-MATCH.

Deline does not print.

 **Cimarron Label**

Experts in Extended Text Labeling

4201 North Westport Ave. • Sioux Falls, SD 57107
Phone: (605) 978-0451 • Fax: (605) 978-0463

DATE	JOB NUMBER	CUSTOMER
3/3/14	74051	SIPCAM
LABEL SIZE	LEAFLET FOLDED SIZE	LEAFLET FLAT SIZE
6.75" X 6.75"	6.75" X 6.0"	6.75" X 17.8125"
LABEL COLORS	LEAFLET "OUT" COLORS	LEAFLET "IN" COLORS
 BLK	 BLK  357  370  7686	 BLK
PATTERN VARNISH: <input checked="" type="checkbox"/> YES <input type="checkbox"/> NO		

Form: CS 006L - 11/8/2011

☐ **ARTWORK IS APPROVED**

☐ **REVISED PROOF NEEDED**

**WE CANNOT PROCESS
THIS ORDER WITHOUT AN
AUTHORIZED SIGNATURE**

Signed _____ **Date** _____